

ELECTRONIC LOCK LOCKERFY



STATE-OF-THE-ART WIRELESS TECHNOLOGY

Functionality, aesthetics, security and online control

LOCKERS
FURNITURE



HEALTH CENTRES

SPAS

SPORTS CENTRES

OFFICE FURNITURE

MALLS

EDUCATION CENTRES

THEME PARKS

MUSEUMS

COMPANY LOCKERS

CLOSETS IN SHARED ROOMS OF HOSTELS

ETC.

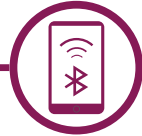
ELECTRONIC LOCK LOCKERFY

VERSATILITY, SAFETY AND CONTROL

OPENING MODES

Adaptability to different levels of requirements

- BLE: Bluetooth opening via mobile APP.
- BLE KEYBOARD: Bluetooth + MiFare Proximity Card + Numerical Code.



BLE



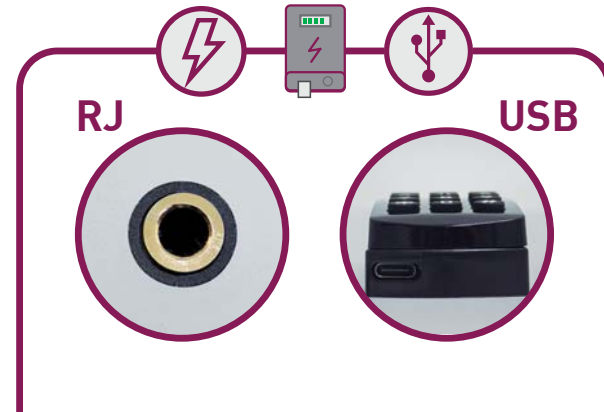
BLE KEYBOARD



EMERGENCY OPENING

To open the locks when the batteries are depleted, Lockerfy is equipped with a connector that permits the lock to be powered via a connected external battery.

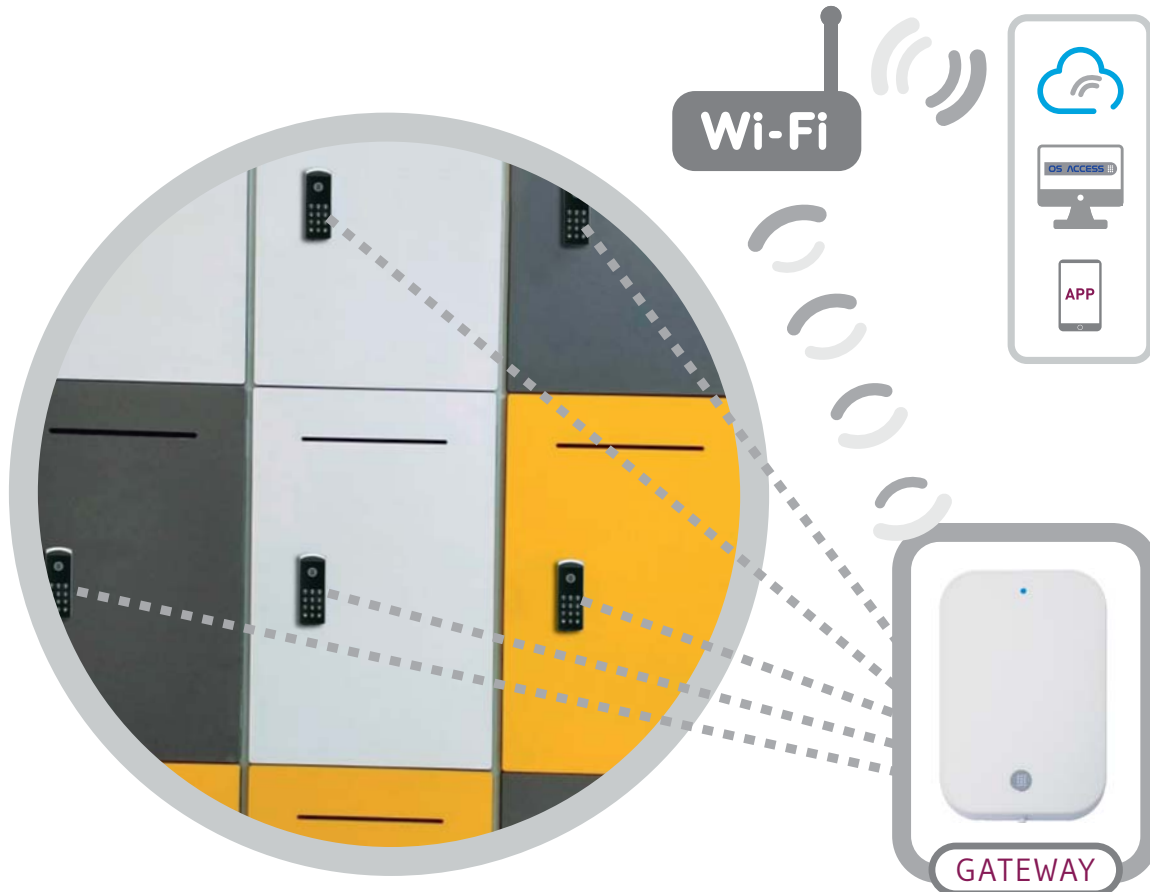
- Lockerfy BLE: RJ connector installed in the door.
- Lockerfy KEYBOARD: micro USB located underneath the keyboard, protected by a rubber cap.



ELECTRONIC LOCK LOCKERFY



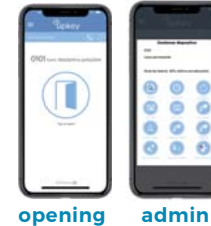
By including **Gateways** in the installation, the Lokerfy lock becomes an **online** device, enabling remote opening and management from a PC, a smartphone and a tablet.



MANAGEMENT & ACCESS

OS ACCESS

Software for both installation, electronic keys and codes management



Mobile APP for installation maintenance and user openings



Mobile APP for both the installation configuration, management of permits and user openings



UNLIMITED AUDIT TRAIL

OPENING-CLOSING-FORCING...



ALARM

FORCED OPENING NOTICE



INNOVATION, TECHNOLOGY, DESIGN

features

- Simple and fast installation in lockers, cabinets, drawers, etc. Suitable for installation on **all types of materials**.
- **Opening modes:**
 - **BLE** (Bluetooth Low Energy): with APP mobile.
 - Online: remote opening through Gateway.
 - With **optional** keyboard:
 - **Numerical code:** permanent, temporary, cyclic and one time access.
 - **MiFare proximity.**
 - Emergency: administrator master code for emergency openings.
- Online connexion through Gateway, allows the administrator **to manage users, openings log audit and remote opening** from its Smartphone.
- Two different modes of operation:
 - Auto-closing, with programmable closing time.
 - Open mode: the user closes the lock with their bluetooth electronic key, code or card.
- Distinguish **between 2 user modes:**
 - **Owner:** for lockers exclusively used by one person.
 - **Allocation:** the user uses the free lockers that are available at any given time. 1 card can close only 1 locker.
- **Programmable automatic** opening at a certain time.
- **Does not require wiring**, works with 4 AAA batteries. Under 10% of charge level, Lockerfy doesn't close to avoid not being able to be opened later.
- **Opening alarm:** alarm sounds and lights up when forced to open. Connected via Gateway, Lockerfy sends push notification via App to the administrator.
- **Dimensions:** Lock 95 x 90 x 30 mm | Keypad 100 x 36 x 19 mm.

P.I. Empresarium, C/ Retama 20-22, Naves 15 y 16 • 50720 ZARAGOZA (Spain)

T +34 976 107 201

info@omnitecsystems.com • www.omnitecsystems.com